



ENGINEERED BY



SPIRATECH™ Series

ARSO-215

Dual 15", High Power Sub-Woofer

Description :

The ARSO-215 Sub-Woofer is a double 15" enclosure designed for the reproduction of the sub low frequency spectrum of sound with a very high quality reproduction. Its main purpose is sound reinforcement in set-ups requiring high SPL down to extreme levels with absolute fidelity. Typical applications include live concerts and all types of multi-media events.

Main Characteristics:

- Direct radiation, Bass-Reflex design.
- Advanced Technology transducers including optimized cooling and all-weather cones.
- Precision cabinet construction to achieve light and high resistance cabinets.
- Wear-proof, bi-component exterior finish offering ultra-high anti-scratch protection.

All these characteristics contribute to obtain the advantages and performance of a true Sub-Woofer, so important in a Line Array rig. Its benefits are positively noticeable in P.A. set-ups as well as in fixed installations. The ARSO-215 enclosure enhances the whole system with an extra low-energy input that is so important in today's music material, whatever the style.

The ARSO-215 is a rugged enclosure, which mounts two high power, 15" transducers in a Direct radiation, Bass-Reflex configuration. With these advanced components the cabinet renders an astounding effectiveness hard to match by any other cabinet of its class and size.

The cabinet is equipped with a protection front steel grille, coated with outdoor resistant compounds. It is fitted with heavy-duty skids permitting stacking in total security.


Integrated, side handles are provided for ease of operation.

The ARSO-215 Subs can be stacked in the required proportions under the flown units or in a centrally situated position under the stage level. Its Efficiency and Frequency Range vary and depend on the total number of cabinets used.

The horizontal coverage will be inversely proportional to the product of the length of the array and the concerned frequency. In this case between 20 and 80Hz. Or put in a different way, the higher the number of cabinets, the better our directivity control and the more specific our pattern behaviour. Thus a medium/large assembly of subs in a Line Array rig is capable of producing large amounts of low-end energy.

The recommended applications include:

- Auditoria
- Stadia
- Concert Halls
- Convention Centres
- Theatres
- Open-air concerts and general events
- Large Ballrooms



Specifications and characteristics

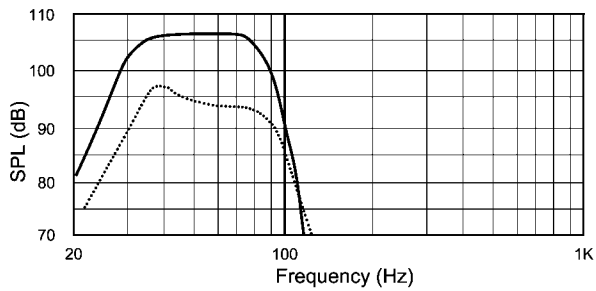
Frequency Response (Hz)	± 3dB	40Hz - 75Hz
Frequency range (Hz)	±10dB	31Hz - 90Hz
Sensitivity (dB/2,83V@1m)	101dB	
SPL Max / Peak (dB SPL@1m)	138dB	
Recommended signal processor	RAM Audio LMS244 / LMS266 Processor	
Recommended crossover	L-R 24dB/oct - 80Hz	
Input power rating	1400W AES	2800W Program
	5600W Peak	
Recommended power amp	1200W - 2200W RMS 4 Ohm amplifier	

Constructive elements

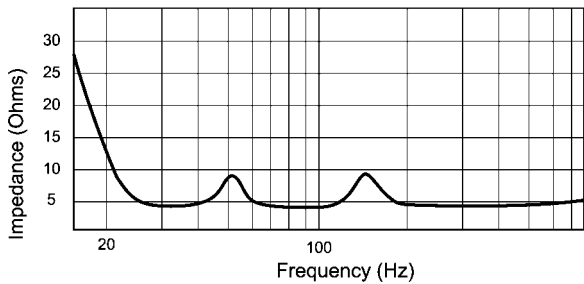
Transducers	2 x 15" transducers with 4" coil 1400W AES. (700W AES per unit)
Enclosure	Horizontal parallelepiped construction 15mm Baltic cross ply, tongue and groove assembly throughout. 30mm front panel and outer frame. Bi-component epoxy finish
Protection grill	1.5mm laminated steel with textured epoxy finish
Enclosure protections	Skids on all resting surfaces
Handles	Cut in the enclosure for ease of handling
Connectors	Two Neutrik NL4 connectors on steel back plate
Dimensions (W x H x D)	790 x 500 x 730 mm (31.1 x 19.7 x 28.7 inches)
Net weight	55 Kg (121 Pounds)

ARSO-215


Dual 15", High Power, Sub-Woofer



Frequency response (solid line) of a single ARSO-215 with RAM Audio LMS-244 Digital processor preset recommended (dashed line)



ARSO-215 Impedance



Ergonomic handles are provided on the enclosures' side panels for ease of handling



Heavy duty castors are integrated in the base of the enclosure to permit easy transport on site.

