



Conector DVP
DVP Connector



Perfil porta etiquetas
Label frame



Logotipo incrustado
Inserted logotip



Perfil Panel muy robusto
Strong panel frame



Varilla trasera para sujeción de cables
Rear bar to fix cables



Vista trasera
Rear View



**PANEL DVP
DUAL-NORMALIZADO 2 X 20**

**DVP DUAL NORMAL-
THROUGH. PATCH BAY 2 X 20**

REF: PT2949

DESCRIPCIÓN:

- PANEL 2U
- FRONTAL: 2 FILAS 20 DVP H SOCKET*
- TRASERA: 2 FILAS 20 BNC H

NOTAS:

- PANEL AISLADO

*Otras configuraciones disponibles.

DESCRIPTION:

- 2U PATCH
- FRONT: 2 ROW 20 DVP F SOCKET*
- REAR: 2 ROWS 20 BNC F

NOTE:

- ISOLATED PATCH BAY

*Other configurations available.



**PANEL DVP
DUAL-NORMALIZADO 2 X 24**

**DVP DUAL NORMAL-
THROUGH. PATCH BAY 2 X 24**

REF: PT2570

DESCRIPCIÓN:

- PANEL 2U
- FRONTAL: 2 FILAS 24 DVP H SOCKET*
- TRASERA: 2 FILAS 24 BNC H

NOTAS:

- PANEL AISLADO

*Otras configuraciones disponibles.

DESCRIPTION:

- 2U PATCH
- FRONT: 2 ROW 24 DVP F SOCKET*
- REAR: 2 ROWS 24 BNC F

NOTE:

- ISOLATED PATCH BAY

*Other configurations available.



**PANEL DVP
DUAL-NORMALIZADO 4 X 24**

**DVP DUAL NORMAL-
THROUGH. PATCH BAY 4 X 24**

REF: PT10568

DESCRIPCIÓN:

- PANEL 3U
- FRONTAL: 4 FILAS 24 DVP H SOCKET*
- TRASERA: 4 FILAS 24 BNC H

NOTAS:

- PANEL AISLADO

*Otras configuraciones disponibles.


DESCRIPTION:

- 3U PATCH
- FRONT: 4 ROW 24 DVP F SOCKET*
- REAR: 4 ROWS 24 BNC F

NOTE:

- ISOLATED PATCH BAY

*Other configurations available.



PANEL DVP RGB 3X20

DVP RGB PATCH BAY 3X20

REF:PT42225

DESCRIPCIÓN:

- PANEL 2U
- FRONTAL: 3 FILAS 20 DVP H SOCKET sin switch*
- TRASERA: 3 FILAS 20 BNC H

NOTAS:

- PANEL AISLADO

*Otras configuraciones disponibles.

DESCRIPTION:

- 2U PATCH
- FRONT: 3 ROW 20 DVP F SOCKET no switch*
- REAR: 3 ROW 20 BNC F

NOTE:

- ISOLATED PATCH BAY

*Other configurations available.

**DVP DUAL NORMAL-
THROUGH. 2 X 12 + B-GAUGE
2 X 12 PATCH BAY**

REF: PT10373

DESCRIPTION:

- 2U PATCH
- FRONT: 2 ROWS 12 DVP F SOCKET*
- REAR: 2 ROWS 12 BNC F

- FRONT: 2 ROW 12 JACK B-GAUGE*
- REAR: 5 SOLDER TAGS

NOTE:

- ISOLATED PATCH BAY

*Other configurations available.

**DVP DUAL NORMAL-
THROUGH. 2 X 24 + B-GAUGE
2 X 24 PATCH BAY**

REF: PT10570

DESCRIPTION:

- 3U PATCH
- FRONT: 2 ROWS 24 DVP F SOCKET*
- REAR: 2 ROWS 24 BNC F

- FRONT: 2 ROW 24 JACK B-GAUGE*
- REAR: 5 SOLDER TAGS

NOTE:

- ISOLATED PATCH BAY

*Other configurations available.

**DVP DUAL NORMAL-
THROUGH. 2 X 24 + BANTAM
2 X 24 PATCH BAY**

REF: PT10375

DESCRIPTION:

- 3U PATCH
- FRONT: 2 ROWS 24 DVP F SOCKET**
- REAR: 2 ROWS 24 BNC F

- FRONT: 2 ROWS 24 BANTAM
- REAR: PCB

BANTAM NOTE:

- CONFIGURATION FROM WORK SHOP: TIE LINES
- 24 PLATES TO GET DIFERENT CONFIGURATIONS *

* Look possible configurations plan on page 64.

- NOTE:

- ISOLATED PATCH BAY

**Other configurations available.

**DVP DUAL NORMAL-
THROUGH. 2 X 24 + BANTAM
2 X 48 PATCH BAY**

REF: PT10376

DESCRIPTION:

- 3U PATCH
- FRONT: 2 ROWS 24 DVP F SOCKET**
- REAR: 2 ROWS 24 BNC F

- FRONT: 2 ROWS 48 BANTAM
- REAR: PCB

BANTAM NOTE:

- CONFIGURATION FROM WORK SHOP: TIE LINES
- 48 PLATES TO GET DIFERENT CONFIGURATIONS *

* Look possible configurations plan on page 64.

NOTE:

- ISOLATED PATCH BAY

**Other configurations available.

**PANEL DVP
DUAL-NORMALIZADO 2 X 12
+ JACK B-GAUGE 2 X 12****DESCRIPCIÓN:**

- PANEL 2U
- FRONTAL: 2 FILAS 12 DVP H SOCKET*
- TRASERA: 2 FILAS 12 BNC H

- FRONTAL: 2 FILAS 12 JACK B-GAUGE*
- TRASERA: 5 PATILLAS PARA SOLDAR

NOTAS:

- PANEL AISLADO

*Otras configuraciones disponibles.

**PANEL DVP
DUAL-NORMALIZADO 2 X 24
+ JACK B-GAUGE 2X24****DESCRIPCIÓN:**

- PANEL 3U
- FRONTAL: 2 FILAS 24 DVP H SOCKET*
- TRASERA: 2 FILAS 24 BNC H

- FRONTAL: 2 FILAS 24 JACK B-GAUGE*
- TRASERA: 5 PATILLAS PARA SOLDAR

NOTAS:

- PANEL AISLADO

*Otras configuraciones disponibles.

**PANEL DVP
DUAL-NORMALIZADO 2 X 24
+ BANTAM 2 X 24****DESCRIPCIÓN:**

- PANEL 3U
- FRONTAL: 2 FILAS 24 DVP H SOCKET**
- TRASERA: 2 FILAS 24 BNC H

- FRONTAL: 2 FILAS 24 BANTAM
- TRASERA: PCB

NOTAS BANTAM:

- CONFIGURACIÓN DE FABRICA: TIE LINES
- 24 PLACAS PARA CONSEGUIR DIFERENTES CONFIGURACIONES *

* Ver esquema de configuraciones posibles en pág. 64.

NOTAS:

- PANEL AISLADO

**Otras configuraciones disponibles.

**PANEL DVP
DUAL-NORMALIZADO 2 X 24
+ BANTAM 2 X 48****DESCRIPCIÓN:**

- PANEL 3U
- FRONTAL: 2 FILAS 24 DVP H SOCKET**
- TRASERA: 2 FILAS 24 BNC H

- FRONTAL: 2 FILAS 48 BANTAM
- TRASERA: PCB

NOTAS BANTAM:



- CONFIGURACIÓN DE FABRICA: TIE LINES
- 48 PLACAS PARA CONSEGUIR DIFERENTES CONFIGURACIONES *

* Ver esquema de configuraciones posibles en pág. 64.

NOTAS:

- PANEL AISLADO

**Otras configuraciones disponibles.



**LATIGUILLOS EN LA PAGINA 100-101
PATCH CORDS ON PAGE 100-101**